



Tourism Statistics Summary

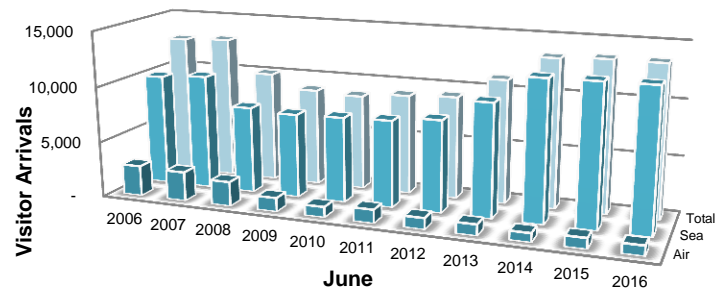
June 2016

OVERVIEW

June's overall visitor arrivals continued the monthly negative trend portrayed for 2016, ending the last month in the 2nd quarter (half year) with a 0.1% decrease compared with June 2015 with arrivals totalling 13,500. The monthly declining comparative trend in 2016 for visitor arrivals in the first half year of the year (January – June) showed that the largest monthly decline was experienced in April and the smallest in June of 16.4% and 0.1% respectively. Visitor arrivals for this period under review were the 2nd highest for the June period between the years 2006-2016, with the highest recorded figure of 13,519 registered in 2015 followed by 13,315 in 2014.

The overall decline in June's visitor arrivals was due mainly due to the decline in day-tripper (excursionists) which continued to experience monthly decreases since January 2016. Conversely stay-over visitors (tourists) arrivals reported the opposite, except for one month –

April 2016, which registered a decline of 4.3%. A review of June's visitors showed that 2.8% of the arrivals represented intended business travellers and the other 97.2% vacationers. To date; January – June 2016, Anguilla has welcomed 96,847 visitors, a comparative decline of 7.4% from 104,564 in 2015.



	2006	2007	2008	2009	2010	2011	2012	2013	2014	2015	2016
■ Air	2,748	2,630	2,205	1,247	948	1,222	1,014	1,000	807	956	898
■ Sea	10,032	10,341	7,822	7,575	7,678	7,802	8,232	10,117	12,508	12,563	12,602
■ Total	12,780	12,971	10,027	8,822	8,626	9,024	9,246	11,117	13,315	13,519	13,500

Figure 1: Visitor Arrivals, June 2006 - 2016

PASSENGER MOVEMENT

Passenger arrivals (including both residents and visitors) were down 2.6%, totalling 19,631 from June's 2015 figure of 20,164 passengers.

Anguilla's inward passenger movement by sea continues to be the main mode of entry; as the seaports saw inward passengers of 18,271 (93.1%), of which, 14,952 (81.8%) passengers entered at the Blowing Point terminal and 3,319 (18.2%) at the Sandy Ground port. 1,360 (6.9%) passengers came into Anguilla via the Clayton J. Lloyd International Airport.

Passenger departures for June decreased by 3.4% relative to the same period in 2015, to 19,327 compared to that recorded in 2015 of 20,010.

Passenger departures via the seaports from Anguilla accounted for 93.2% (18,021), of which 14,725 (81.7%) passengers left through the Blowing Point terminal and 3,296 (18.3%) passengers made their exit from the Sandy Ground port. The Clayton J. Lloyd International Airport facilitated 6.8% (1,306) of the departures from Anguilla.

TOURISTS (Stay-Over Visitors)

June's tourist or stay-over visitor arrivals to Anguilla were up 10.5% from the same period in 2015 to 5,588 persons. This was the fifth monthly increase for the year 2016, with April registering the sole decrease but the 3rd highest number of tourists for 2016. June 2016 also registered the 3rd highest June figure dating back to 1993, with the largest registered in 2007 and 2006 with 6,017 and 5,845 respectively.

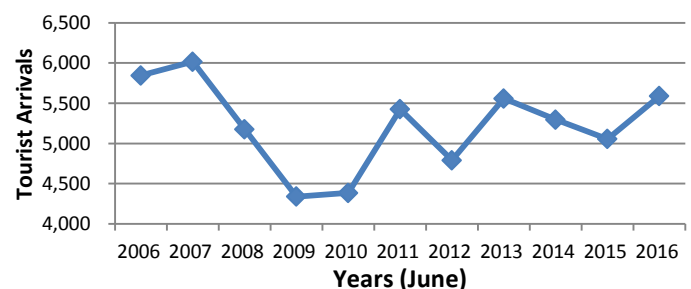


Figure 2: Tourist Arrivals, June 2006–2016

TOURISTS (Stay-Over Visitors) *continued*

The average intended length of stay of tourists in Anguilla for the period under review was 6.7 days, down from the 6.8 days compared to June 2015. The largest slice of tourists, 49.6% intended to spend 4-7 days in Anguilla. 26.6% of tourists wished to stay 1-3 days, followed by 17.7% for 8-15 days, 1.6% for 16-22 and 4.6% indicating they intended to stay 23 or more days.

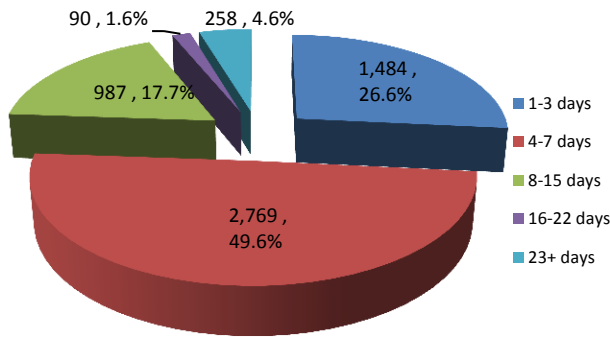


Figure 3: Tourist Arrivals by Length of Stay, June 2016

A review of the source markets for tourists visiting Anguilla during June 2016 showed nine source markets contributed to the overall tourist arrivals increase. The largest increases were experienced in the “German”, “French West Indies” and “Other” source markets with 850.0%, 42.3% and 36.9% respectively. The sole decrease was reported by the “Caribbean” market of 1.1%.

Anguilla’s main source market the “USA”, experienced a 4.3% increase over the period, contributing 66.6% to the over share of tourist arrivals.

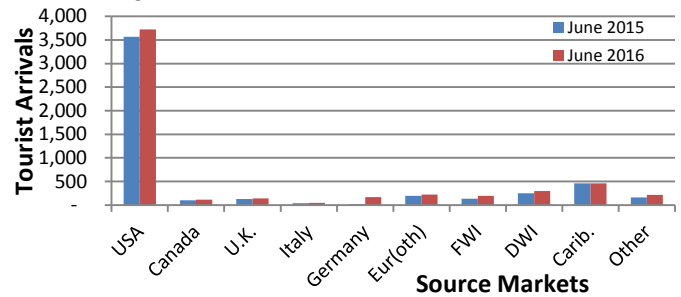


Figure 4: Tourist Arrivals by Country of Residence, June 2015 and 2016

EXCURSIONISTS (Day Trippers)

Excursionist arrivals for the month under review recorded a decrease of 6.5%; 7,912 day trippers, over the 8,464 during the same period in 2015. This was the 6th monthly decrease in the number of excursionists to the island for 2016. All months of 2016, January – June, experienced decreases over their corresponding monthly 2015 figures. The seaports were the main mode of entry with 99.7% of excursionists entering; of which 60.5% entered via the Blowing Point terminal. The Sandy Ground seaport welcomed 39.5%, though its terminal. Anguilla to date (January – June) has welcomed 52,479 day-trippers, a decline of 17.0% compared to the corresponding period of 63,205.

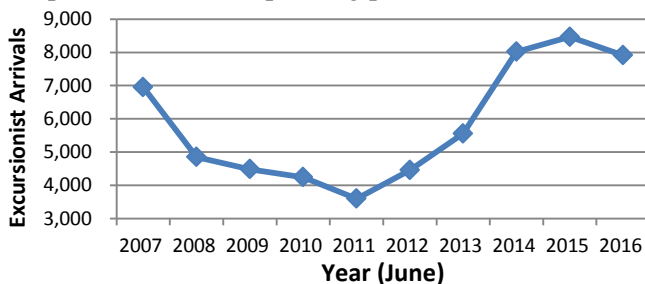


Figure 5: Excursionist Arrivals, June 2007–2016

Day trippers to Anguilla showed declines in eight (8) and increases in two (2) of the source markets cumulatively contributing to the overall decline in this type of visitor. The largest decrease was in the “German” market with 41.7%; followed by 37.1% and 20.4% in the “Canadian” and “French West Indies” source markets respectively. The increases were recorded in the “Italian” and the “UK” markets with 33.3% and 4.8% respectively, over their corresponding 2015 figures.

Anguilla major source market the USA, held a share of 67.6% of this excursionists’ market, experiencing a decrease of 3.0% over 2015 figure.

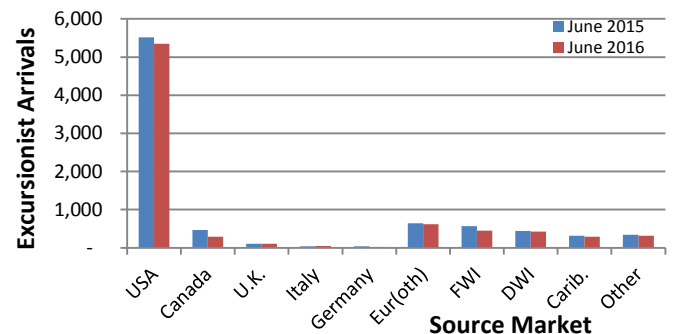


Figure 6: Excursionist Arrivals by Country of Residence, June 2015 and 2016

This report, along with other Tourism Data, is available at the Government of Anguilla Statistics Department’s website: <http://gov.ai/statistics/tourism.htm>